

**META**  
**BAUSTEIN**



**Fibercement**

**Excellence Without Limits For Life**


[metaendustri.com.tr/en](http://metaendustri.com.tr/en)

**META**  
**ENDÜSTRİ**  
Yaşam İçin Hep Daha Mükemmel

# META BAUSTEIN

## Excellence without limits for Naturalness

BAUSTEIN new generation fibercement board is an innovative fiber-reinforced autoclaved cement board with a stone-patterned surface. It is produced using Hatschek technology in META ENDÜSTRİ advanced production facility.



Fiber-reinforced, durable, and high performance building material.



Offers versatile applications on both interior surfaces and exterior facades.



Fire-resistant A1 Class building material.



Provides aesthetic and contemporary options. Allows the building facades to achieve the desired design.



Environmentally friendly.

## Technical Features

|  |   |                                   |   |
|--|---|-----------------------------------|---|
| Standard Dimensions                      | 1250 x 3000 mm  | Tensile Strength                  | $\geq 2$ N/mm <sup>2</sup>                  |
| Thickness                                | 10, 12 mm   | Freezing Strength                 | Frost-resistant as per TS EN 12467          |
| Length/Width Tolerance                   | $\pm 5$ mm  | Waterproof                        | Water roof as er TS EN 12467                |
| Thickness Tolerance (e: plate thickness) | $\pm \%10$ e  | Fire Resistance                   | Fire roof, classA1 as er EN 13501-1         |
| Deviation from the Right Angle           | $\pm 2$ mm/m  | Asbestos Content                  | Asbestos-free (NT type board)               |
| Smoothness of the Edge:                  | $\pm \% 0,1$ a (a: edge length)   | Other Harmful Substance Emissions | No emissions of harmful substances or gases |
| Surface Appearance                       | Stone   | Coefficient of Heat Expansion     | $\alpha_t = 0,0045$ mm/mK                   |
| Density                                  | $\sim 1300 \pm 50$ kg/m <sup>3</sup>  | Thermal Conduction Coefficient    | $\lambda = 0,18$ W/mK                       |
| Flexural Strength                        | $\sim 14,5$ N/mm <sup>2</sup> (longitudinal);<br>$\sim 9,5$ N/mm <sup>2</sup> (transversal) | Water Absorption Rate             | $< \% 25$                                   |
| Compressive Strength                     | $\geq 30$ N/mm <sup>2</sup>   | Board Humidity Rate in Stock      | $\%8$ (depending on atmospheric humidity)   |
|  |   | Water Impact                      | 0,45 mm/m (at full saturation)              |



EN 12467 + A2



EN ISO 9001



[metaendustri.com.tr/en](http://metaendustri.com.tr/en)


[in](#)  / metaendustri  / metaendustri\_











**META**  
ENDÜSTRİ  
Yaşam İçin Hep Daha Mükemmel

## Tongue-and-Groove and U-Grooved Boards

### Tongue-and-Groove and U-Grooved Fibre Cement Boards by BAUNORM

The tongue-and-grooved and U-grooved boards in our product portfolio provide ease of installation in facade applications, saving both time and labor. In addition to this practical advantage, they also add an aesthetically pleasing architectural appearance to your buildings.



| Model   | Product  | Product Feature                         | Thickness (mm) | Dimensions (mm) | Edge Profile (mm)       | Pieces/Pallet | Weight/Pallet (kg) |
|---|----------|---|----------------|-----------------|-------------------------|---------------|--------------------|
|    | BAUSTEIN | Tongue-and-Groove                       | 10             | 608x3000        | 10/20 Tongue-and-Groove | 100           | 2.850              |
|   |          |   | 12             | 608x3000        |                         | 90            | 3.100              |
|  | BAUSTEIN | Tongue-and-Groove with Single U-Groove  | 10             | 608x3000        | 10/20 Tongue-and-Groove | 100           | 2.850              |
|   |          |   | 12             | 608x3000        |                         | 90            | 3.100              |
|  | BAUSTEIN | Tongue-and-Groove with Double U-Grooves | 10             | 608x3000        | 10/20 Tongue-and-Groove | 100           | 2.850              |
|   |          |   | 12             | 608x3000        |                         | 90            | 3.100              |
|  | BAUSTEIN | Tongue-and-Groove with Triple U-Grooves | 10             | 608x3000        | 10/20 Tongue-and-Groove | 100           | 2.850              |
|   |          |   | 12             | 608x3000        |                         | 90            | 3.100              |
|  | BAUSTEIN | Tongue-and-Groove with Four U-Grooves   | 10             | 608x3000        | 10/20 Tongue-and-Groove | 100           | 2.850              |
|   |          |   | 12             | 608x3000        |                         | 90            | 3.100              |
|  | BAUSTEIN | Tongue-and-Groove                       | 10             | 408x3000        | 10/20 Tongue-and-Groove | 150           | 2.900              |
|   |          |   | 12             | 408x3000        |                         | 135           | 3.100              |
|  | BAUSTEIN | Tongue-and-Groove with Single U-Groove  | 10             | 408x3000        | 10/20 Tongue-and-Groove | 150           | 2.900              |
|   |          |   | 12             | 408x3000        |                         | 135           | 3.100              |
|  | BAUSTEIN | Tongue-and-Groove                       | 10             | 308x3000        | 10/20 Tongue-and-Groove | 200           | 2.900              |
|   |          |   | 12             | 308x3000        |                         | 180           | 3.100              |
|  | BAUSTEIN | Tongue-and-Groove                       | 10             | 200x3000        | 10/20 Tongue-and-Groove | 300           | 2.800              |
|   |          |   | 12             | 200x3000        |                         | 270           | 3.040              |
|  | BAUSTEIN | Tongue-and-Groove                       | 10             | 170x3000        | 10/20 Tongue-and-Groove | 350           | 2.800              |
|   |          |   | 12             | 170x3000        |                         | 315           | 3.030              |



EN 12467 + A2



EN ISO 9001



## Shipping Planning Information

| Thickness & Dimensions |           |                 | Quantity |       |                 |                 | Weight            |          |           |        |                 |                 |
|------------------------|-----------|-----------------|----------|-------|-----------------|-----------------|-------------------|----------|-----------|--------|-----------------|-----------------|
| Product                | Thickness | Dimensions (mm) | Pallet   | Truck | 20 DC Container | 40 DC Container | kg/m <sup>2</sup> | kg/piece | kg/pallet | Truck  | 20 DC Container | 40 DC Container |
| BAUSTEIN               | 10        | 1250 x 3000     | 50       | 450   | -               | 400             | 15                | 56       | 2.813     | 26.500 | -               | 23.550          |
| BAUSTEIN               | 12        | 1250 x 3000     | 45       | 360   | -               | 360             | 18                | 68       | 3.038     | 25.450 | -               | 25.450          |

HS Code: 68.11.82.00

### General Shipping Principles

- Quantity and weight information based on trucks and containers may vary depending on the delivery region, country, and type of transport vehicle. These variations are directly related to the applicable road and sea transportation regulations of the relevant route and country (maximum weight limits, vehicle dimensions, clearance regulations, etc.).
- The loading area or interior of the transport vehicle (truck/container) must be clean, dry, and free from any damage. There must be no residues, mud, or chemical substances left over from previous shipments.
- Loading must be carried out in a balanced manner, in accordance with the vehicle's center of gravity and legal axle load limits (road transport regulations), ensuring that there are no gaps between pallets.

### Post-Loading Protection and Driver Responsibilities

- To prevent physical damage such as tipping or sliding during transportation and to protect the materials from external weather conditions (rain, snow, intense sunlight, dust, etc.), the load must be secured after loading using LASHING STRAPS (Spanzet) and covered with a TARP (Tarpaulin).
- The vehicle driver is responsible for checking the condition and tightness of the lashing straps and tarpaulin after loading. During the journey, the driver must periodically recheck the load at rest stops.

### Unloading and Storage Process

- A forklift with a minimum lifting capacity of 5 tons must be used for unloading at the distributor's warehouse or construction site.
- Before unloading the pallets from the truck, a visual inspection must be carried out. If any damage such as crushing, tipping, or water exposure is detected, the unloading process must be stopped immediately and the situation must be reported to the relevant department (Logistics / Purchasing) with photos or videos.
- If pallets are to be unloaded from the truck using a forklift, the vehicle must be parked on a flat and stable surface suitable for forklift operation.
- During storage at the construction site or warehouse:
  - If pallets are placed on soil ground, a maximum of 2 pallets may be stacked.
  - If pallets are placed on a concrete surface, a maximum of 4 pallets may be stacked.

### Logistics Notifications

In the event of any delay in the shipment's estimated time of arrival (ETA), the transport company or driver must immediately inform both the shipper (factory) and the consignee (construction site / warehouse).



EN 12467 + A2



EN ISO 9001



2026