

 **META**
BAUSTEIN




Fibercement

Excellence Without Limits For Life

META BAUSTEIN

Excellence without limits for Naturalness

BAUSTEIN new generation fibercement board is an innovative fiber-reinforced autoclaved cement board with a wood-patterned surface. It is produced using Hatschek technology in META ENDÜSTRİ advanced production facility.



Fiber-reinforced, durable, and high performance building material.



Offers versatile applications on both interior surfaces and exterior facades.



Fire-resistant A1 Class building material.



Provides aesthetic and contemporary options. Allows the building facades to achieve the desired design.



Environmentally friendly.

Technical Features

Standard Dimensions	1250 x 3000 mm	Freezing Strength	Frost-resistant as per TS EN 12467
Thickness	10, 12 mm	Waterproof	Water roof as per TS EN 12467
Length/Width Tolerance	± 5 mm	Fire Resistance	Fire roof, class A1 as per EN 13501-1
Thickness Tolerance (e: plate thickness)	± %10 e	Asbestos Content	Asbestos-free (NT type board)
Deviation from the Right Angle	± 2 mm/m	Other Harmful Substance Emissions	No emissions of harmful substances or gases
Smoothness of the Edge:	± % 0,1 a (a: edge length)	Coefficient of Heat Expansion	$\alpha_t = 0,0045 \text{ mm/mK}$
Surface Appearance	Stone	Thermal Conduction Coefficient	$\lambda = 0,18 \text{ W/mK}$
Density	~ 1300±50 kg/m ³	Water Absorption Rate	< % 25
Flexural Strength	~ 14,5 N/mm ² (longitudinal); ~ 9,5 N/mm ² (transversal)	Board Humidity Rate in Stock	%8 (depending on atmospheric humidity)
		Water Impact	0,45 mm/m (at full saturation)



EN 12467 + A2



EN ISO 9001



metaendustri.com.tr/en

in / metaendustri / metaendustri_

META
ENDÜSTRİ











Yaşam İçin Hep Daha Mükemmeli

Tongue-and-Groove and U-Grooved Boards

Tongue-and-Groove and U-Grooved Fibre Cement Boards by BAUNORM

The tongue-and-grooved and U-grooved boards in our product portfolio provide ease of installation in facade applications, saving both time and labor. In addition to this practical advantage, they also add an aesthetically pleasing architectural appearance to your buildings.



Model	Product	Product Feature	Thickness (mm)	Dimensions (mm)	Edge Profile (mm)	Pieces/Pallet	Weight/Pallet (kg)
	BAUSTEIN	Tongue-and-Groove	10	608x3000	10/20 Tongue-and-Groove	100	2.850
			12	608x3000		90	3.100
	BAUSTEIN	Tongue-and-Groove with Single U-Groove	10	608x3000	10/20 Tongue-and-Groove	100	2.850
			12	608x3000		90	3.100
	BAUSTEIN	Tongue-and-Groove with Double U-Grooves	10	608x3000	10/20 Tongue-and-Groove	100	2.850
			12	608x3000		90	3.100
	BAUSTEIN	Tongue-and-Groove with Triple U-Grooves	10	608x3000	10/20 Tongue-and-Groove	100	2.850
			12	608x3000		90	3.100
	BAUSTEIN	Tongue-and-Groove with Four U-Grooves	10	608x3000	10/20 Tongue-and-Groove	100	2.850
			12	608x3000		90	3.100
	BAUSTEIN	Tongue-and-Groove	10	408x3000	10/20 Tongue-and-Groove	150	2.900
			12	408x3000		135	3.100
	BAUSTEIN	Tongue-and-Groove with Single U-Groove	10	408x3000	10/20 Tongue-and-Groove	150	2.900
			12	408x3000		135	3.100
	BAUSTEIN	Tongue-and-Groove	10	308x3000	10/20 Tongue-and-Groove	200	2.900
			12	308x3000		180	3.100
	BAUSTEIN	Tongue-and-Groove	10	200x3000	10/20 Tongue-and-Groove	300	2.800
			12	200x3000		270	3.040
	BAUSTEIN	Tongue-and-Groove	10	170x3000	10/20 Tongue-and-Groove	350	2.800
			12	170x3000		315	3.030

Shipping Planning Information

Thickness & Dimensions			Quantity				Weight					
Product	Thickness	Dimensions (mm)	Pallet	Truck	20 DC Container	40 DC Container	kg/m ²	kg/piece	kg/pallet	Truck	20 DC Container	40 DC Container
BAUSTEIN	10	1250 x 3000	50	450	-	400	15	56	2.813	26.500	-	23.550
BAUSTEIN	12	1250 x 3000	45	360	-	360	18	68	3.038	25.450	-	25.450

HS Code: 68.11.82.00

General Shipping Principles

- Quantity and weight information based on trucks and containers may vary depending on the delivery region, country, and type of transport vehicle. These variations are directly related to the applicable road and sea transportation regulations of the relevant route and country (maximum weight limits, vehicle dimensions, clearance regulations, etc.).
- The loading area or interior of the transport vehicle (truck/container) must be clean, dry, and free from any damage. There must be no residues, mud, or chemical substances left over from previous shipments.
- Loading must be carried out in a balanced manner, in accordance with the vehicle's center of gravity and legal axle load limits (road transport regulations), ensuring that there are no gaps between pallets.

Post-Loading Protection and Driver Responsibilities

- To prevent physical damage such as tipping or sliding during transportation and to protect the materials from external weather conditions (rain, snow, intense sunlight, dust, etc.), the load must be secured after loading using LASHING STRAPS (Spanzet) and covered with a TARP (Tarpaulin).
- The vehicle driver is responsible for checking the condition and tightness of the lashing straps and tarpaulin after loading. During the journey, the driver must periodically recheck the load at rest stops.

Unloading and Storage Process

- A forklift with a minimum lifting capacity of 5 tons must be used for unloading at the distributor's warehouse or construction site.
- Before unloading the pallets from the truck, a visual inspection must be carried out. If any damage such as crushing, tipping, or water exposure is detected, the unloading process must be stopped immediately and the situation must be reported to the relevant department (Logistics / Purchasing) with photos or videos.
- If pallets are to be unloaded from the truck using a forklift, the vehicle must be parked on a flat and stable surface suitable for forklift operation.
- During storage at the construction site or warehouse:
 - If pallets are placed on soil ground, a maximum of 2 pallets may be stacked.
 - If pallets are placed on a concrete surface, a maximum of 4 pallets may be stacked.

Logistics Notifications

In the event of any delay in the shipment's estimated time of arrival (ETA), the transport company or driver must immediately inform both the shipper (factory) and the consignee (construction site / warehouse).

