

 **META**
BAUNORM



Fibercement

Excellence Without Limits For Life

META BAUNORM

Excellence Without Limits

BAUNORM new generation fibercement board is a product crafted with Hatschek technology in META ENDÜSTRİ cutting-edge production facility. This fiber-reinforced autoclaved cement board represents a new era in fibercement production.



Fiber-reinforced, durable, and high performance building material.



Offers versatile applications on both interior surfaces and exterior facades.



Fire-resistant A1 Class building material.



Provides aesthetic and contemporary options. Allows the building facades to achieve the desired design.



Environmentally friendly.

Technical Features

Standard Dimensions	1250 x 2500 mm, 1250 x 2800 mm, 1250 x 3000 mm	Tensile Strength	≥ 2 N/mm ²
Thickness	6, 8, 10, 12, 14, 16, 18, 20 mm	Freezing Strength	Frost-resistant as per TS EN 12467
Length/Width Tolerance	± 5 mm	Waterproof	Water roof as er TS EN 12467
Thickness Tolerance (e: plate thickness)	$\pm \%10$ e	Fire Resistance	Fire roof, classA1 as er EN 13501-1
Deviation from the Right Angle	± 2 mm/m	Asbestos Content	Asbestos-free (NT type board)
Smoothness of the Edge:	$\pm \% 0,1$ a (a: edge length)	Other Harmful Substance Emissions	No emissions of harmful substances or gases
Surface Appearance	Flat	Coefficient of Heat Expansion	$\alpha t = 0,0045$ mm/mK
Density	$\sim 1300 \pm 50$ kg/m ³	Thermal Conduction Coefficient	$\lambda = 0,18$ W/mK
Flexural Strength	$\sim 14,5$ N/mm ² (longitudinal); $\sim 9,5$ N/mm ² (transversal)	Water Absorption Rate	$< \% 25$
Compressive Strength	≥ 30 N/mm ²	Board Humidity Rate in Stock	$\%8$ (depending on atmospheric humidity)
		Water Impact	0,45 mm/m (at full saturation)



EN 12467 + A2



EN ISO 9001



2026

metaendustri.com.tr/en

[in](#) / [metaendustri](#) [@](#) / [metaendustri_](#)



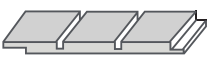
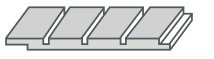






META
ENDÜSTRİ
Yaşam İçin Hep Daha Mükemmel

Tongue-and-Groove and U-Grooved Boards

Tongue-and-Groove and U-Grooved Fibre Cement Boards by BAUNORM

The tongue-and-grooved and U-grooved boards in our product portfolio provide ease of installation in facade applications, saving both time and labor. In addition to this practical advantage, they also add an aesthetically pleasing architectural appearance to your buildings.



Model	Product	Product Feature	Thickness (mm)	Dimensions (mm)	Edge Profile (mm)	Pieces/Pallet	Weight/Pallet (kg)
	BAUNORM	Tongue-and-Groove	10	608x2500	10/20 Tongue-and-Groove	100	2.850
			12	608x3000		90	3.100
	BAUNORM	Tongue-and-Groove with Single U-Groove	10	608x2500	10/20 Tongue-and-Groove	100	2.850
			12	608x3000		90	3.100
	BAUNORM	Tongue-and-Groove with Double U-Grooves	10	608x2500	10/20 Tongue-and-Groove	100	2.850
			12	608x3000		90	3.100
	BAUNORM	Tongue-and-Groove with Triple U-Grooves	10	608x2500	10/20 Tongue-and-Groove	100	2.850
			12	608x3000		90	3.100
	BAUNORM	Tongue-and-Groove with Four U-Grooves	10	608x2500	10/20 Tongue-and-Groove	100	2.850
			12	608x3000		90	3.100
	BAUNORM	Tongue-and-Groove	10	408x2500	10/20 Tongue-and-Groove	150	2.900
			12	408x3000		135	3.100
	BAUNORM	Tongue-and-Groove with Single U-Groove	10	408x2500	10/20 Tongue-and-Groove	150	2.900
			12	408x3000		135	3.100
	BAUNORM	Tongue-and-Groove	10	308x2500	10/20 Tongue-and-Groove	200	2.900
			12	308x3000		180	3.100
	BAUNORM	Tongue-and-Groove	10	200x2500	10/20 Tongue-and-Groove	300	2.800
			12	200x3000		270	3.040
	BAUNORM	Tongue-and-Groove	10	170x2500	10/20 Tongue-and-Groove	350	2.800
			12	170x3000		315	3.030



EN 12467 + A2



EN ISO 9001



2026

Shipping Planning Information

Thickness & Dimensions			Quantity				Weight					
Product	Thickness	Dimensions (mm)	Pallet	Truck	20 DC Container	40 DC Container	kg/m ²	kg/piece	kg/pallet	Truck	20 DC Container	40 DC Container
BAUNORM	6	1250 x 2500	100	900	700	800	9	28	2.813	26.494	20.606	23.550
		1250 x 2800	80	800	-	640	9	32	2.520	26.376	-	21.101
		1250 x 3000	80	720	-	640	9	34	2.700	25.434	-	22.608
BAUNORM	8	1250 x 2500	75	675	530	600	12	38	2.813	26.494	20.803	23.550
		1250 x 2800	60	600	-	480	12	42	2.520	26.376	-	21.101
		1250 x 3000	60	540	-	480	12	45	2.700	25.434	-	22.608
BAUNORM	10	1250 x 2500	60	540	420	480	15	47	2.813	26.494	20.606	23.550
		1250 x 2800	50	450	-	400	15	53	2.625	24.728	-	21.980
		1250 x 3000	50	450	-	400	15	56	2.813	26.494	-	23.550
BAUNORM	12	1250 x 2500	50	450	340	400	18	56	2.813	26.494	20.018	23.550
		1250 x 2800	45	405	-	360	18	63	2.835	26.706	-	23.738
		1250 x 3000	45	360	-	360	18	68	3.038	25.434	-	25.434
BAUNORM	14	1250 x 2500	45	360	310	360	21	66	2.953	24.728	21.293	24.728
		1250 x 2800	40	320	-	320	21	74	2.940	24.618	-	24.618
		1250 x 3000	40	320	-	320	21	79	3.150	26.376	-	26.376
BAUNORM	16	1250 x 2500	40	320	260	320	24	75	3.000	25.120	20.410	25.120
		1250 x 2800	35	280	-	280	24	84	2.940	24.618	-	24.618
		1250 x 3000	35	280	-	280	4	90	3.150	26.376	-	26.376
BAUNORM	18	1250 x 2500	35	280	240	280	27	84	2.953	24.728	21.195	24.728
		1250 x 2800	30	270	-	240	27	95	2.835	26.706	-	23.738
		1250 x 3000	30	240	-	240	7	101	3.038	25.434	-	25.434
BAUNORM	20	1250 x 2500	30	270	210	240	30	94	2.813	26.494	20.606	23.550
		1250 x 2800	25	225	-	200	30	105	2.625	24.728	-	21.980
		1250 x 3000	25	225	-	200	30	113	2.813	26.494	-	23.550

HS Code: 68.11.82.00



EN 12467 + A2



EN ISO 9001



2026

metaendustri.com.tr/en

[in](#) / [metaendustri](#) [@](#) / [metaendustri_](#)

Shipping Planning Information

General Shipping Principles

- Quantity and weight information based on trucks and containers may vary depending on the delivery region, country, and type of transport vehicle. These variations are directly related to the applicable road and sea transportation regulations of the relevant route and country (maximum weight limits, vehicle dimensions, clearance regulations, etc.).
- The loading area or interior of the transport vehicle (truck/container) must be clean, dry, and free from any damage. There must be no residues, mud, or chemical substances left over from previous shipments.
- Loading must be carried out in a balanced manner, in accordance with the vehicle's center of gravity and legal axle load limits (road transport regulations), ensuring that there are no gaps between pallets.

Post-Loading Protection and Driver Responsibilities

- To prevent physical damage such as tipping or sliding during transportation and to protect the materials from external weather conditions (rain, snow, intense sunlight, dust, etc.), the load must be secured after loading using LASHING STRAPS (Spanzet) and covered with a TARP (Tarpaulin).
- The vehicle driver is responsible for checking the condition and tightness of the lashing straps and tarpaulin after loading. During the journey, the driver must periodically recheck the load at rest stops.

Unloading and Storage Process

- A forklift with a minimum lifting capacity of 5 tons must be used for unloading at the distributor's warehouse or construction site.
- Before unloading the pallets from the truck, a visual inspection must be carried out. If any damage such as crushing, tipping, or water exposure is detected, the unloading process must be stopped immediately and the situation must be reported to the relevant department (Logistics / Purchasing) with photos or videos.
- If pallets are to be unloaded from the truck using a forklift, the vehicle must be parked on a flat and stable surface suitable for forklift operation.
- During storage at the construction site or warehouse:
 - If pallets are placed on soil ground, a maximum of 2 pallets may be stacked.
 - If pallets are placed on a concrete surface, a maximum of 4 pallets may be stacked.

Logistics Notifications

In the event of any delay in the shipment's estimated time of arrival (ETA), the transport company or driver must immediately inform both the shipper (factory) and the consignee (construction site / warehouse).



EN 12467 + A2



EN ISO 9001

